



MASTER BEDROOM LAYOUTS

BLUE DIAMOND STAGING & DESIGN

MASTER BEDROOM LAYOUTS

Hello home seller!

When it comes to moving, it can be exciting for some people, while others dread it. As a military veteran, I had to move 7 times in 16 years (not all of it was active duty). But I learned early on before I became a home stager on how to arrange my furniture.

Call it intuition or just having a “knack” knowing where to put stuff, but some home owners struggle with this. I realized that room shapes make a difference as to how to layout the furniture in each room.

That is why I created this handy worksheet with layouts for a master bedroom. Most master bedrooms have two doorways: One doorway from a hallway and another into a bathroom. You will notice two doorways depicted in the diagrams.

PRO TIP before you get started: You will need to declutter your bedroom before rearranging furniture. These diagrams show just the furniture layouts with the absolute minimum furniture. Items such as treadmills, toys, pet cages etc. should be removed at this time.

Use the **worksheet at the end** to help you decide which layout works best as well as colors, things to add/remove to get your master bedroom staged. Let's get started and help you sell your home quickly so you can move into your next home!

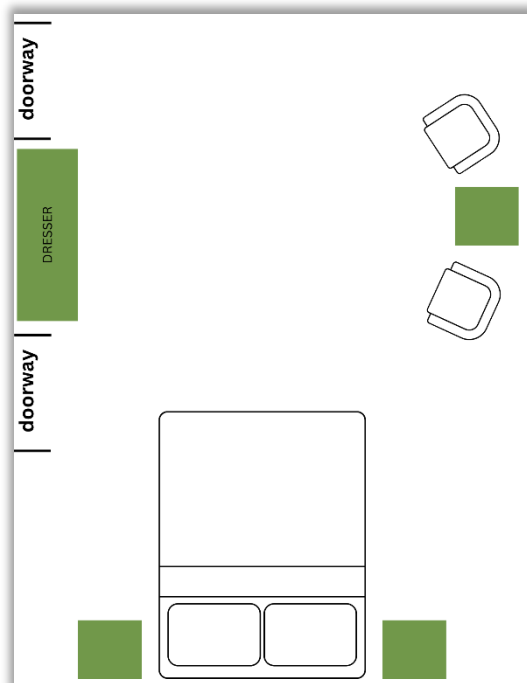
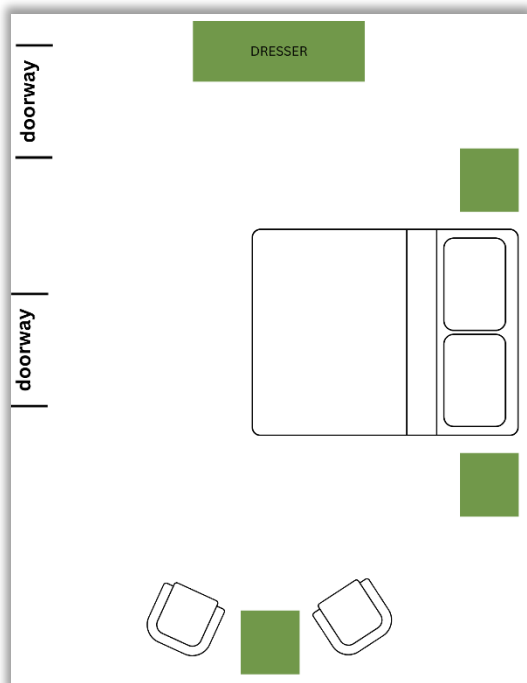
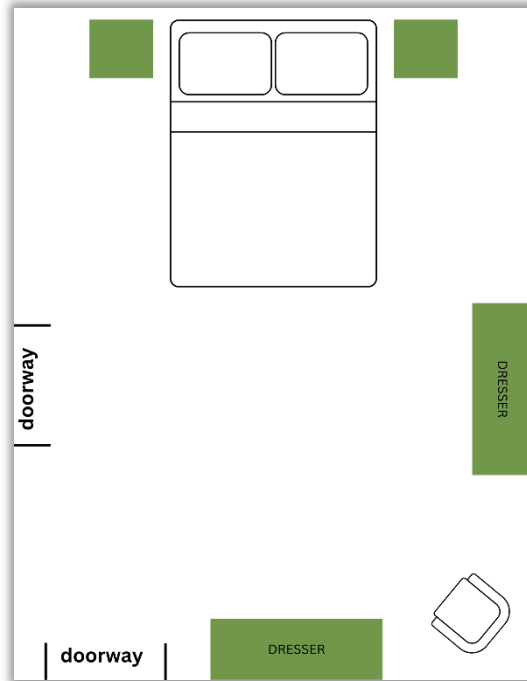
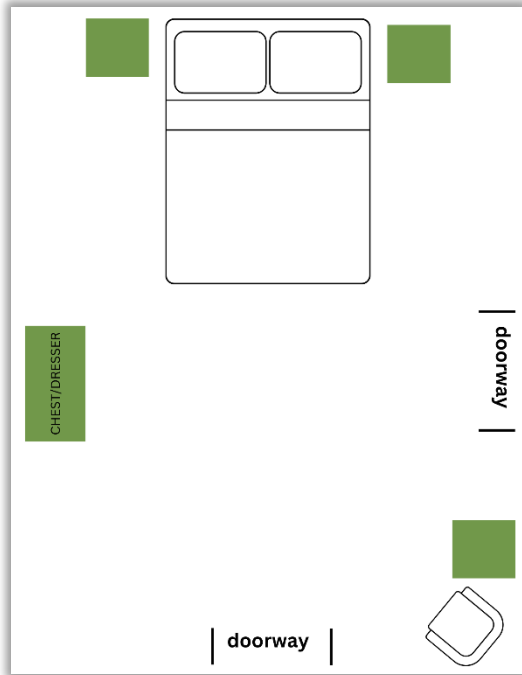
To selling your home,

Kasia

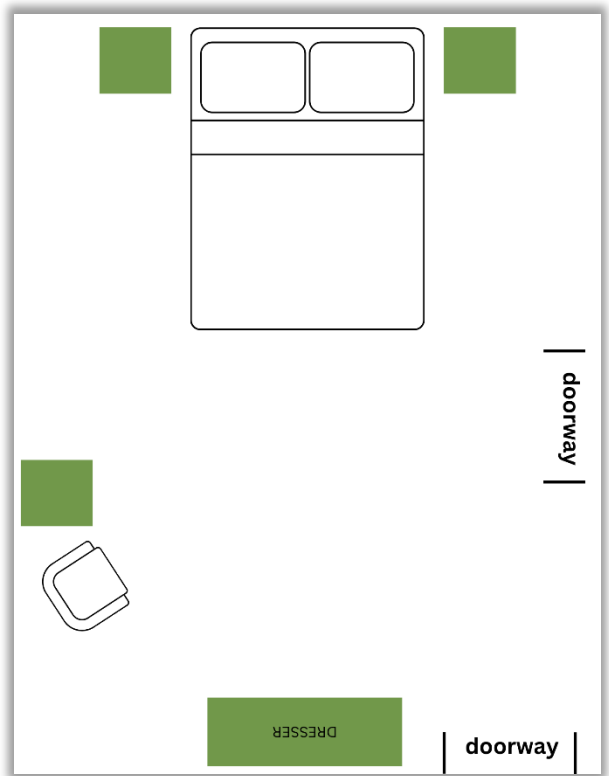
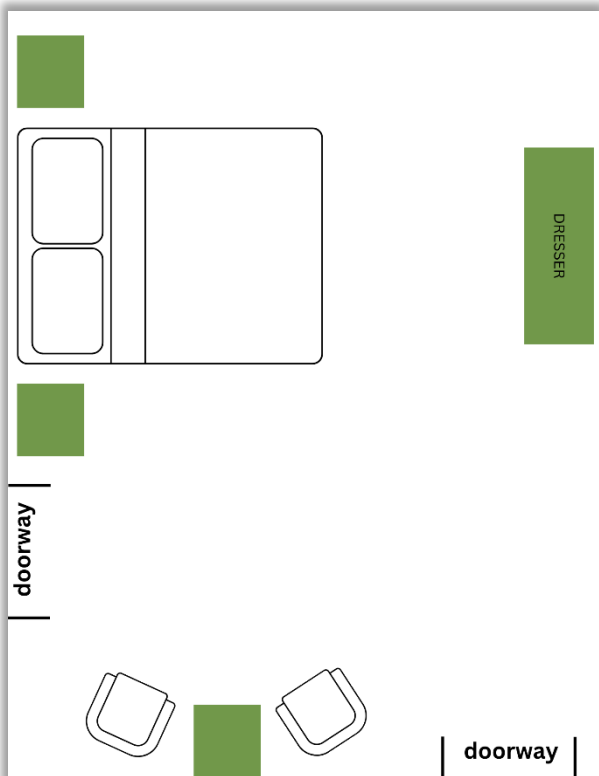
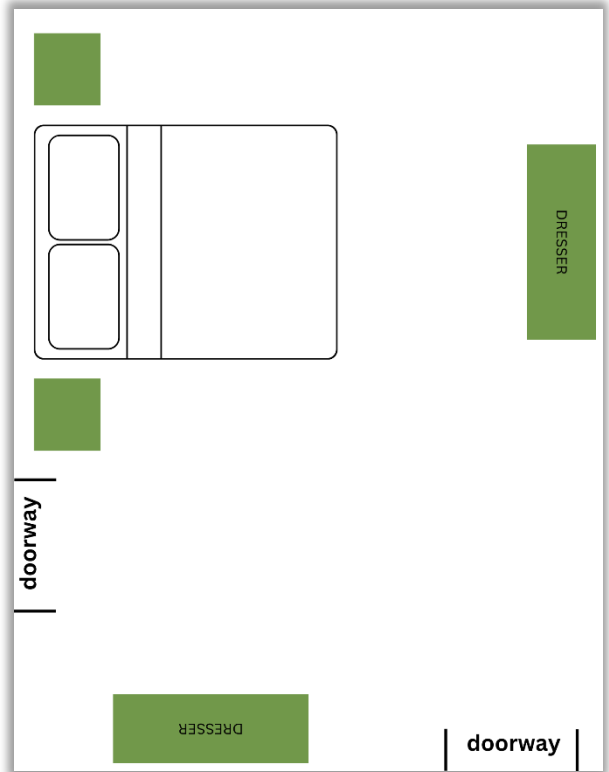
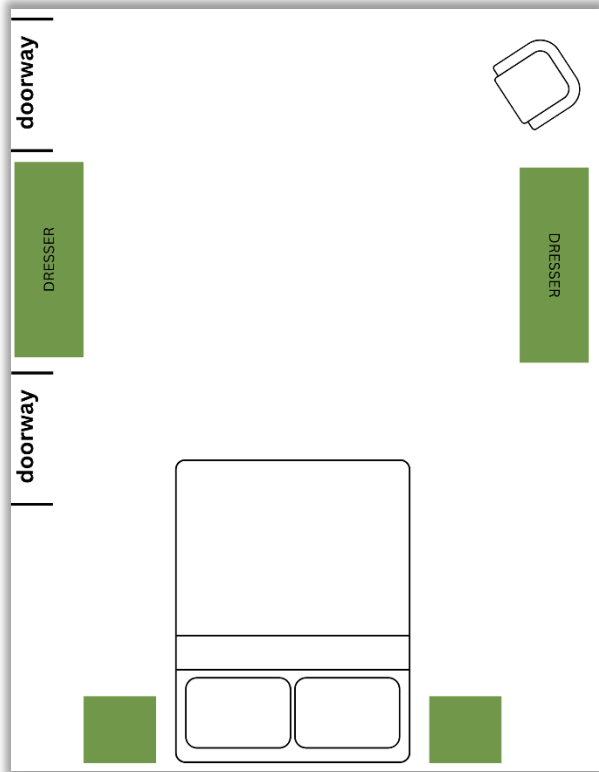
MASTER BEDROOM LAYOUTS

Master Bedroom Layouts

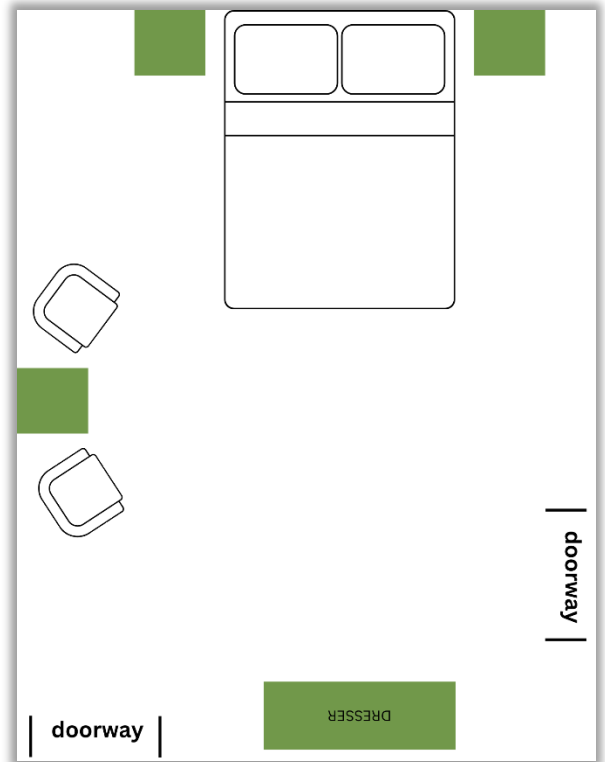
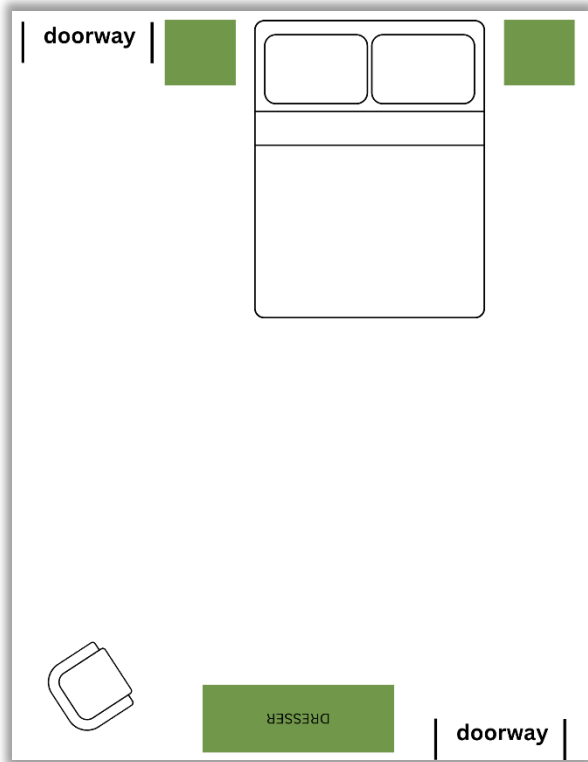
Bedrooms are either square or rectangular and these diagrams can be used for either one. Windows are not shown. Options are shown with a queen-sized bed, nightstands, dresser or chest of drawers and a chair and/or side table.



MASTER BEDROOM LAYOUTS



MASTER BEDROOM LAYOUTS





MASTER BEDROOM LAYOUTS

Master Bedroom Staging Worksheet

Focal point: Bed

Room Layout Selected:

Colors in room:

Fix/Replace: Lightbulbs Ceiling Fan Wall/Paint Flooring Curtains/Blinds

Artwork Hung: Yes No N/A

List Items to Remove _____ List Items to Add

MASTER BEDROOM LAYOUTS

Let's Connect!

Connect with Kasia on Facebook! Click here to join her Facebook, [Blue Diamond Staging & Design](#).

Before & After

Before and after pictures show how dramatic a transformation can be with just a few changes. Take a look at my [portfolio](#) so you can be inspired.

Blog

As you get your house ready, you may realize you need to do some updating. Take a look at my blog and read about [10 bathroom staging updates for under \\$100](#).

In my blog, you can also find my favorite home staging posts:

[Should I leave my pictures up when selling my home?](#)

[How to Stage Gray Rooms](#)

[4 Common Mistakes Homeowners Make When Selling Their Home](#)

Podcast

Or if you want to listen to a podcast, I have a weekly podcast series called **The Creative Home Podcast**. In there I talk about home staging and home décor and each episode is only about 10 minutes long. You can listen to it on [Google Podcasts](#), [Apple](#), [Spotify](#) and more!

I separated out my podcast into three sections so you can listen to the ones that work best for you:

- 1) [Home Decorating](#)
- 2) [Home Staging Do's and Don'ts](#)
- 3) [Moving](#)

There are so many more episodes, so take a listen!