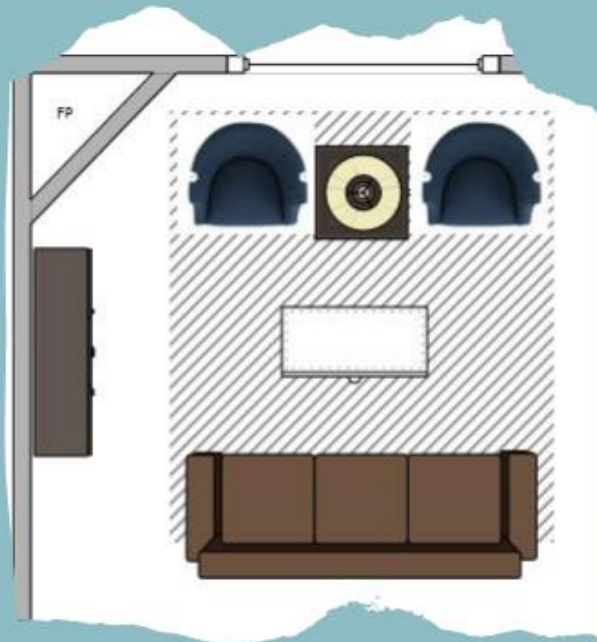


BLUE DIAMOND STAGING & DESIGN



SQUARE
Living Room
LAYOUTS

SQUARE LIVING ROOM LAYOUTS

Hello home seller!

When it comes to moving, it can be exciting for some people, while others dread it. As a military veteran, I had to move 7 times in 16 years (not all of it was active duty). But I learned early on before I became a home stager on how to arrange my furniture.

Call it intuition or just having a “knack” knowing where to put stuff, but some home owners struggle with this. I realized that room shapes make a difference as to how to layout the furniture in each room.

That is why I created this handy worksheet with layouts for square, rectangular, open concept and L-shaped rooms. If you measured your room and found it to be a square shape (i.e. 10 feet by 10 feet), then this is the perfect guide for you.

PRO TIP before you get started: You will need to declutter your living room before rearranging furniture. These diagrams show just the furniture layouts with the absolute minimum furniture. Items such as treadmills, toys, pet cages etc should be removed at this time.

Use the **worksheet at the end** to help you decide which layout works best as well as colors, things to add/remove to get your living room staged. Let's get started and help you sell your home quickly so you can move into your next home!

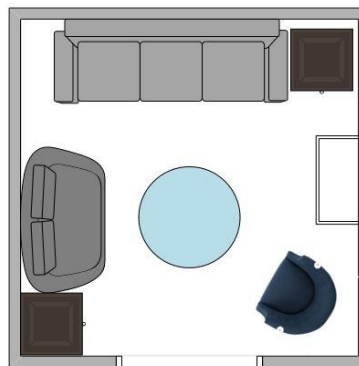
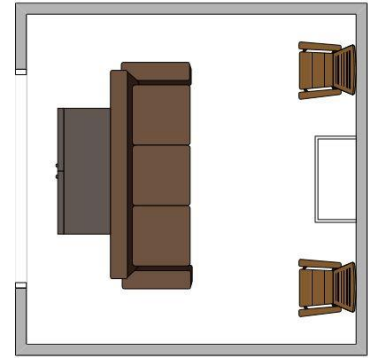
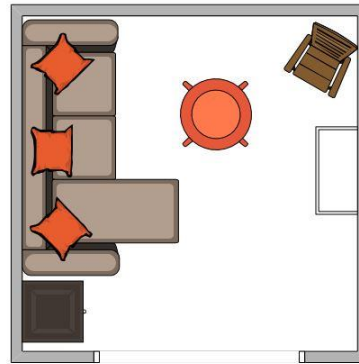
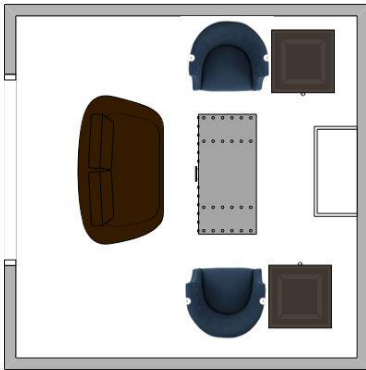
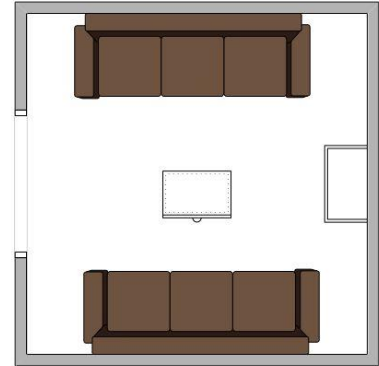
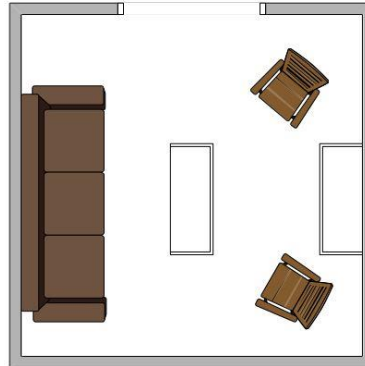
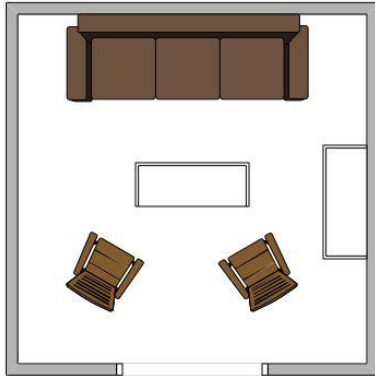
To selling your home,

Kasia

SQUARE LIVING ROOM LAYOUTS

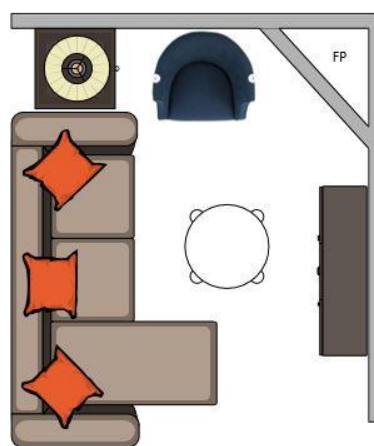
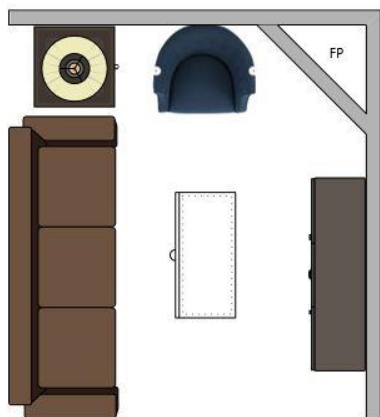
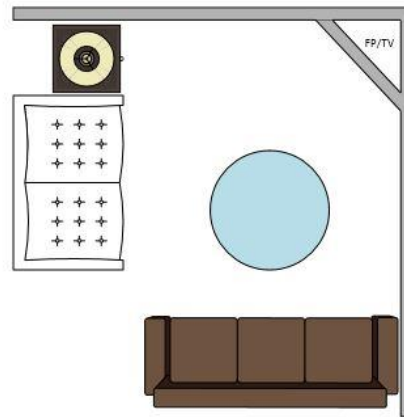
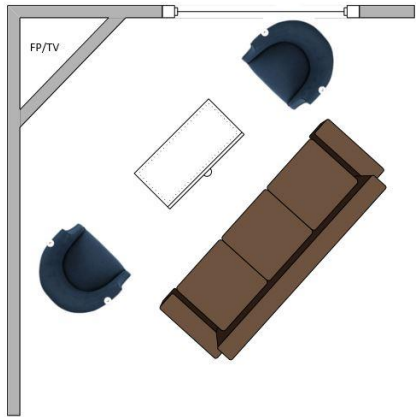
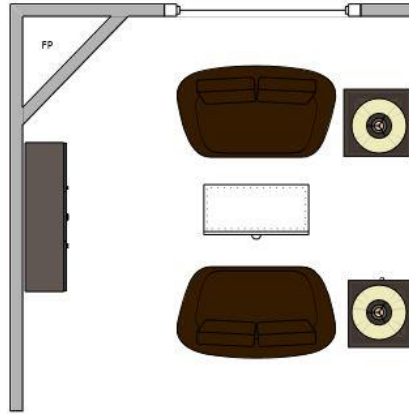
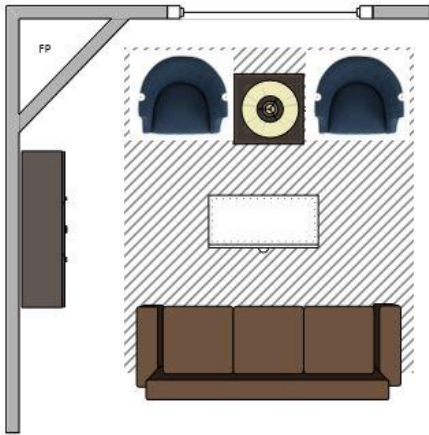
Square Room Layouts

Square rooms (10x10 or larger) are the easiest and most diverse to come up with a layout. Windows are not shown. Options are shown with couches, loveseats, chairs and sectional. The rectangular box on the right side of the diagram is the TV console or it can be a fireplace, bookshelf, buffet table etc. These diagrams work for spaces without a corner fireplace.



SQUARE LIVING ROOM LAYOUTS

If you have a corner fireplace, these are some ideas for a living room layout. These floor plans can be used if your living room opens to a kitchen area.





SQUARE LIVING ROOM LAYOUTS

Living Room Staging Worksheet

Focal point: Fireplace TV

Room Layout Selected:

Colors in room:

Fix/Replace: Lightbulbs Ceiling Fan Wall/Paint Flooring Curtains/Blinds

Artwork Hung: Yes No N/A

List Items to Remove _____ List Items to Add

SQUARE LIVING ROOM LAYOUTS

Let's Connect!

Connect with Kasia on Facebook! Click here to join her Facebook group, [Home Staging Community with Kasia McDaniel](#), to get more home staging advice, webinars and challenges.

Before & After

Before and after pictures show how dramatic a transformation can be with just a few changes. Take a look at my [portfolio](#) so you can be inspired.

Blog

As you get your house ready, you may realize you need to do some updating. Take a look at my blog and read about [10 bathroom staging updates for under \\$100](#).

In my blog, you can also find my favorite home staging posts:

[Should I leave my pictures up when selling my home?](#)

[How to Stage Gray Rooms](#)

[4 Common Mistakes Homeowners Make When Selling Their Home](#)

Podcast

Or if you want to listen to a podcast, I have a weekly podcast series called **The Creative Home Podcast**. In there I talk about home staging and home décor and each episode is only about 10 minutes long. You can listen to it on [Google Podcasts](#), [Apple](#), [Spotify](#) and more!

My favorite home staging episodes in there are:

#154 – Three mistakes homeowners make in the living room when selling their home

#29 – What glaringly obvious things should I change before selling

#15 – How to stage your master bedroom

#6 – Worst staging advice given

#1 – 10 quick staging tips on curb appeal

There are so many more episodes, so take a listen!